


danfloor
An Ulster Group Company

WOOL CARPET CARE GUIDE



CARING FOR YOUR WOOL CARPET

WOOLMIX

The construction of your wool carpet is different to our Nylon and Polypropylene ranges and therefore requires a slightly different approach to cleaning and maintenance. Like it's counterparts regular cleaning and maintenance of your wool carpet will preserve the appearance and the longevity of your carpet. However, not all professional cleaning methods are effective for a wool carpet due to wool being naturally porous.

www.danfloor.co.uk

CARING FOR YOU WOOL CARPET

WOOLMIX

4 Ways to maintain your wool carpet

1. Vacuum using a well maintained and regularly emptied cylindrical brush vacuum cleaner. This is the most effective way to remove soil and maintain the appearance of your carpet. Well-functioning vacuum equipment is needed to ensure carpets are cleaned efficiently. Vacuum maintenance includes checking and replacing belts and brushes regularly. Empty vacuum bags before they are half full as this affects the efficiency of a vacuum.
2. Professionally deep clean your carpets according to traffic levels (please see table below) to remove embedded dirt and grime. We recommend that due to the porous nature of wool carpets you do not do this yourself as over wetting can lead to shrinkage.
3. Clean spots and spills quickly with wool safe products.
4. Stop dirt at the door by using mats outside and changing any air filters to reduce airborne dust.



TRAFFIC LEVEL	VACUUMING	PILE LIFTING	SPOT CLEANING	DEEP CLEANING
Light (e.g hotel bedrooms, private offices)	Every 2-3 Days	Every 3 months	Daily	Annually
Medium (Bars, restaurants, interior hallways)	Daily	Monthly	Daily	Every 6 months
Heavy (Entrances, theatres)	Daily	Monthly	Daily	Every 6 months
Ultra Heavy (Airports, Train Corridors)	2-3 times a day	Monthly	Daily	Monthly


CARING FOR YOU WOOL CARPET

WOOLMIX

Spot Cleaning

Wool carpets are stain-resistant due to a natural oil called Lanolin which is inherent in the wool fibres, however it's still possible for spots and stains to occur so it's important that you remove them as soon as they happen. The table below should assist with some typical day to day stains:



STAIN	ACTION REQUIRED		
	STEP 1	STEP 2	STEP 3
Beer	2	15	8
Bleach	3	18	3
Blood	1	4	
Butter	12	1	
Burn or Scorch Mark	10	11	
Candle Wax	5	12	
Chewing Gum	6		
Chocolate	1	12	4
Coffee	4		
Cola	3	1	4
Crayon	12	4	2
Cream	12	1	
Egg	1	4	
Excrement	19		
Floor Wax	12	1	
Fruit Juice	3	1	4
Glue (Plastic Based)	144	8	7



CARING FOR YOU WOOL CARPET

WOOLMIX

STAIN	ACTION REQUIRED		
	STEP 1	STEP 2	STEP 3
Gravy and Sauces	1	4	
Ink (Fountain Pen)	3	4	1
Ink (Ballpoint Pen)	15		
Lipstick	12		
Metal Polish	1		
Milk	2	1	3
Mud	10	19	
Mustard	1	4	
Nail Polish	7		
Oil and Grease	12	1	
Paint (emulsion)	3	1	
Paint (Oil)	8	1	
Photography Ink	12	4	
Rust	17		
Shoe Polish	12	1	
Soft Drinks	3	4	
Soot	9	4	
Tar	12		
Tea	3	1	4
Urine (Fresh stain)	3	1	13
Urine (Old Stain)	4		
Vomit	1	4	13
Wine	16	4	



CARING FOR YOU WOOL CARPET

WOOLMIX

Recommended Spot Removal Agents

The spot removal agents listed below correspond to the steps you should take to remove spots and stains listed overleaf.

RECOMMENDED SPOT REMOVAL AGENTS	
1	Woolsafe approved carpet shampoo solution (diluted)
2	Warm Water
3	Cold Water
4	Woolsafe approved spot remover for water based stains
5	Absorbent paper and hot iron
6	Woolsafe approved chewing gum remover - solvent or freeze type
7	Nail varnish remover
8	White Spirit
9	Vacuum Clean
10	Rub with a coin
11	Rub gently with course sandpaper
12	Woolsafe approved spot remover for greasy stains
13	Woolsafe approved disinfectant or deodoriser
14	Acetone
15	Surgical Spirit (ethyl alcohol or ethanol)
16	Inert absorbent Powder
17	Rust remover
18	Carpet re-colouring treatment - consult wool safe certified operator
19	A paste of enzyme detergent

CARING FOR YOU WOOL CARPET

WOOLMIX

Stain removal Do's and Dont's

DO'S	DONT'S
Clean up spots and stains immediately	Rub or Scrub
Follow the stain and spot removal guide steps	Overwet by using too much cleaning agent
Scoop up Solids	
Blot excess with white tissues and towels	
Use a Woolsafe product – test on a small hidden area of the carpet	
Be patient – some stains respond slowly	

Recommended Spot Removal Agents

Below are a list of hints and tips to keep your investment looking as good as new for longer:

WALK OFF MATS

Foot traffic is responsible for about 80% of all soiling. The installation of walk off mats in strategic areas will remove foot soil before it can be deposited on the carpet. Depending on your needs there are 2 types available – those that can remove grit and soil and those that absorb moisture. A walk off mat should be at least 2 metres long and where possible longer. Additionally, it should be vacuumed daily:

1. position walk-off mats in lifts as they may stop dirt from reaching other floors
2. Position walk off mats at doors from service areas back of house
3. Position walk off mats under revolving doors
4. Position external scrapper grills outside entrances



CARING FOR YOU WOOL CARPET

WOOLMIX

PROTECTIVE MATS AND STAIR NOSING

Stiletto heels, shoes with composite soles that create a high friction rating, furniture on castors wheels and heavy trolleys can all potentially cause problems. Using protective mats will help, and we recommend stair nosing to be fitted to prevent premature pile wear as a result of scuffing.

PROTECTION FROM FADING

Fading or loss of colour can happen if your carpet is continuously subjected to strong sunlight and ineffective screening against ultra violet rays. Light protection such as blinds, curtains, or UV protective films placed on the windows are essential in sun facing rooms. See our Lightfastness Guide for more information.

ANTI-SOILING AGENTS

Danfloor cautions against the application of topical anti-soiling agents to wool and wool blend carpets. The fluorochemical-based anti-soiling agents have a limited performance on wool and wool based carpets. In fact, when partly worn off, this can highlight problems of differential soiling between high and low traffic areas. Silicon-based finishes have an adverse effect on the anti-soiling properties of wool carpets and must not be used in any circumstances.

CONTROLLING AIRBORNE SOIL



Maintain a positive air pressure with air conditioning. Internal filtration systems and extractor fans help by trapping pollutants to purify air. To prevent draught marking, all edges of rooms beneath skirtings should be sealed.



ALERTING TRAFFIC PROBLEMS

Try to break up traffic patterns by repositioning furniture and re-routing traffic flow periodically.


CONTROL OF WATER

Keep carpets clean and dry. Danfloor will not accept responsibility for shrinkage due to over wetting.





Innovative Carpet Solutions



danfloor

An Ulster Group Company

UK Head Office

danfloor Uk Ltd, 106 longmead Road, Emerald Park
Emersons Green, Bristol BS16 7FG
T: 0333 014 3132, F: 0333 014 3134
E: info@danfloor.co.uk

Danish Head Office

danfloor a/s, Østerbro 9, DK-6933 Kibæk
T: +45 9699 1900, F: +45 9699 1999

www.danfloor.co.uk